

Connecting parents, students & schools

SELECT A SCHOOL

[Search](#)



Hello and welcome to MyEd. Before we can get on with viewing information about your school and students, we first need to download the app.

On Android devices, locate the Play Store and search for “myed.” The top result should be an app called MyED published by Results Squared LTD, that’s us! The app is free so download and install it on your device.

For Apple devices, if you enter the App Store and type “myed” in to the search bar you should find similar results. Press Open and then Install and soon enough MyEd will be on your home screen.

Once you have downloaded, installed and opened the app, you will be faced with this screen. Before we can allow you to see any student or school information, we need to ascertain which school(s) and student(s) you can view. Initially, use this box to search for either the school name or your postcode.



Connecting parents, students & schools

SELECT A SCHOOL

Search



Maltravers Academy LIVE

SELECT

YOUR DETAILS

[Link Account](#)

For example, if you were to type in the name of one of our test schools, Maltravers, the school would display like this. Simply press select next to the relevant school and we can proceed to the next step. Searching for your own postcode will bring up participating schools from nearby.

On the next screen, MyEd will ask you to fill in your full name, mobile phone number and email address. This information will be cross referenced with the school's records to see if you are a listed parent or guardian for one of their students.

Once you have filled this in, press Link Account. If the information checks out, you will receive a text message with a security code. Enter the code when prompted and you're in!

If you do not receive a text message, please contact the school.





MALTRAVERS ACADEMY

 KEY DATES	 CONTACTS	 NEWS
 PAYMENTS	 RESOURCES	 SCHOOL INFO
 FACEBOOK	 TWITTER	 YEAR 5/6 TRANSITI...

This is your MyEd app home screen. This is the page you will see when you open MyEd. It contains tools and information that the school have put in place for you to access. Here you can see various sections such as Key Dates, Contacts and News along with links to Payments and various social media sites.

Within any of these sections, pressing My School will bring you back to this page.






KEY DATES

	YEAR 10 WORK EXPERIENCE 15/05/2017 - 19/05/2017 ADD TO MY CALENDAR
	SUMMER HALF TERM 29/05/2017 - 02/06/2017 ADD TO MY CALENDAR
	LAST DAY OF SCHOOL 21/07/2017 ADD TO MY CALENDAR
	GCSE RESULTS DAY 17/08/2017 ADD TO MY CALENDAR
	A-LEVEL RESULTS DAY 24/08/2017 ADD TO MY CALENDAR
	FIRST DAY OF SCHOOL

In the Key Dates section, you will see a chronological list of upcoming school holidays and closures. To add them to your device's calendar in order to set alarms or reminders, just press "ADD TO MY CALENDAR."

New Key Dates will be added as the year goes on, so make sure to keep an eye on this page.

CONTACTS

 MISS HELEN SMITH Absence Manager helen.smith@resultssquared.com 0114 2250301
 MISS KATIE HILL School Nurse katie.hill@resultssquared.com 0114 2250301
 MRS ZOE ROEBUCK Pupil Welfare Officer zoe.roebuck@resultssquared.com 0114 2250301
 MR TIM CROPPER-WILLIAMS Head of Year 7 tim.cropper@resultssquared.com 0114 2250301
 MR MATTHEW SMITH Headteacher matthew.smith@resultssquared.com 0114 2250301

This is the Contacts screen. Here is where the various email addresses and phone numbers for the school are listed.

Phone numbers and email addresses listed can be pressed.

Pressing on an email address will take you to your device's email app with the chosen email address already set as the recipient.

Pressing on a phone number will dial the number in question, ready for you to call or add to contacts.






NEWS

 BBC NEWS 11TH JANUARY 2017 VIEW CONTENT
 CHRISTMAS FAYRE 5TH DECEMBER 2016 VIEW CONTENT
 DRAMA WORKSHOP 5TH DECEMBER 2016 VIEW CONTENT

In both the News and School Info sections, you will be presented with a list of articles. Each of these articles, when pressed, will open within the app. Some may be PDFs containing a school newsletter; others may be a YouTube video of a school event as well as any number of other things the school may choose to list here.

Both of these sections will adapt and change as the school year progresses.

INFORMATION

 SCHOOL UNIFORM 6TH NOVEMBER 2015 VIEW CONTENT
 HOMEWORK FAQ'S 6TH NOVEMBER 2015 VIEW CONTENT
 MESSAGE FROM THE HEADTEACHER 6TH NOVEMBER 2015 VIEW CONTENT

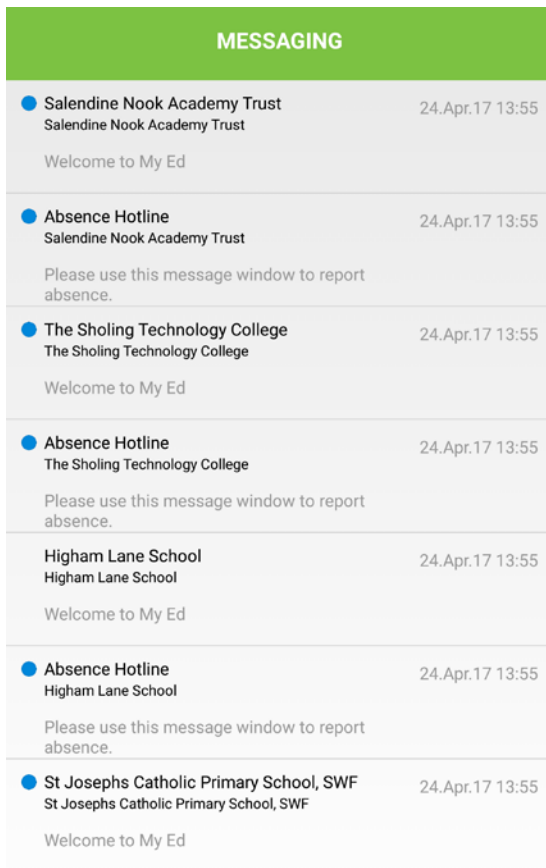


Social media links may well be added to MyEd by the school. This will allow you to stay up to date with all the latest posts from your child’s school on Twitter, Facebook, Instagram and many others.

The MyEd app will not post on your behalf, nor will it allow anyone here or at the school access to your accounts.




This is the Maltravers Academy’s policies screen. This is where the school can post all of the latest rules and policies binding students, staff and parents.



As you may well have noticed, there is a black bar running along the bottom of each MyEd screen displaying five options. The first of which, My School, we have just explored. The second, Messaging, is displayed here.

On this screen, messages sent to you from the school will be displayed. These are not text messages nor emails but in-app messages. You can directly reply to the school by pressing on a message...



...and drafting your reply. Once you have finished simply press Send and your message will be received by one of the staff members at the school.

Messages that appear here may well be an automated absence message, sent by our system, to say that your child is absent. If this is the case, simply draft a response explaining the absence and the school will be notified.

Similarly, it may be a message notifying you of an upcoming event or school closure. Messages can contain links to resources, articles, media and forms for you to fill in.

If you allow them, push notifications will be sent to your device when a message is received.



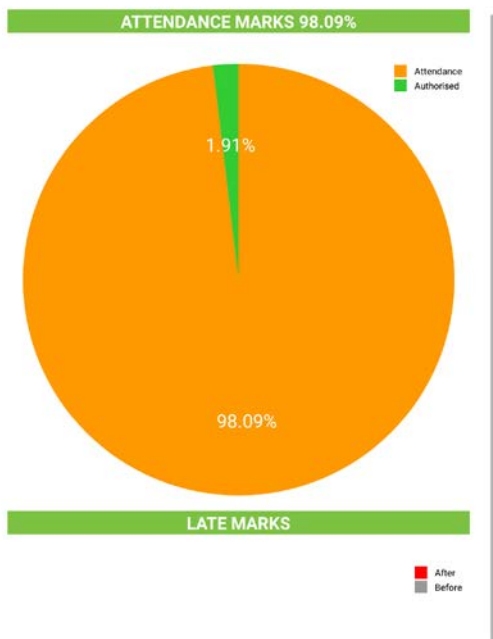


MALTRAVERS ACADEMY

 98.09% ATTENDANCE	 ABSENCE	 TIMETABLE
 ACHIEVEMENTS	 FORMS	 BEHAVIOUR
 SHOW MY HOMEW...	 REPORTS	 EXAM TIMETABLES

This data was last updated 23/04/17

ATTENDANCE



The next tab across is My Students. From here you can view your child's Attendance, Absences, Timetable, Achievements, Forms and Behaviour among other things the school may choose to include. Let's have a browse.

Within the Attendance section, various graphs will be displayed showing your child's attendance marks as well as any lates or unexplained absences. This is a quick and easy way to view your child's overall attendance figures.

ABSENCE

Where you see any red unexplained absence, please contact the school with a reason for the absence. This helps keep our records up to date.

FRIDAY 03 MAR 17	
AM Authorised Absence Illness	
TUESDAY 11 OCT 16	
	PM Authorised Absence Illness
MONDAY 19 SEP 16	
AM Authorised Absence Illness	PM Authorised Absence Illness
FRIDAY 16 SEP 16	
	PM Authorised Absence Illness



ABSENCE - TUESDAY 11 OCT 16

In order to keep our records up to date, please enter the reason for your child's absence in the box below and click send.

Lizzie Albion
Tuesday 11 Oct 16


Send

Alternatively, please click the call button to speak to us.




If you press Absence, a list of occurrences of your child missing school will be displayed. Each of these can be pressed in order for you to draft a message to the school explaining the reasons for the absence, as displayed below.

From here you can either type in a message containing the name of the student, date of the absence and reasoning behind it, or you can press call and be put through to the school absence line.



TIMETABLE

MON:1 - ENGLISH	
09:15 > 10:15	Mrs F Turner
MON:2 - FRENCH	
10:15 > 11:15	Mr M Konchalski
MON:3 - TECHNOLOGY	
11:35 > 12:35	Miss G Ratcliffe
MON:4 - TECHNOLOGY	
12:35 > 13:35	Miss G Ratcliffe
MON:5 - MATHEMATICS	
14:30 > 15:30	Mr C Jones
TUE:1 - MATHEMATICS	
09:15 > 10:15	Mr C Jones
TUE:2 - ENGLISH	
10:15 > 11:15	Mrs F Turner
TUE:3 - SCIENCE	
11:35 > 12:35	Ms B Peters
TUE:4 - SCIENCE	




The Timetable tab, quite simply, shows your child's weekly schedule of lessons, complete with timeslot and the teachers' name.

ACHIEVEMENTS

TUESDAY 29 NOV 16	
Extra-curricular Activity	
Gave up free time to guided guest around the school and answer questions.	
MONDAY 03 OCT 16	
Gold Award	
Great work making staff aware of a broken window and ensuring no one was hurt by or stepped in the broken glass	
WEDNESDAY 21 SEP 16	
Excellent Effort	
Extra effort put into research and producing work beyond the level required.	
TUESDAY 06 SEP 16	
Outstanding Work	
Well written homework with a good rang of words.	

The Achievement section displays all the behaviour awards granted to your children. It shows the date, the type of award and a brief write up of why it was awarded.





Once you have pressed on Forms, you will be directed to a screen displaying any and all forms that the school have sent your way, ready to be filled in. They will only last for a set amount of time so be sure to submit them promptly. Filling them in is really quite simple...



The trip will cost £1,600 and includes:

- All accommodation fees
- All meals, snacks and drinks,
- Laundered towels
- All transport

Do you grant permission for Emmanuel Sanderson TO ATTEND?

- Yes
- No

Of paramount importance to our school is the safety and well-being of all our pupils. With that in mind, please answer the questions below:

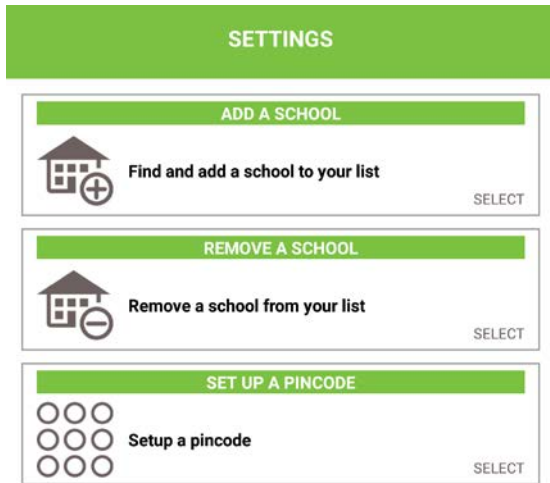
Does Emmanuel Sanderson have any allergies that we should be aware of?

- Yes
- No

If you answered Yes, please provide

...simply tap the name of the form to open it. Any radio buttons can be selected or deselected with a press and there may well be text boxes for you to fill in. Once you have finished, simply press Submit and the school will receive your response.





Finally, it's the Settings Screen. Here you can add or remove schools. You're not too likely to need this but, should your child move school or should another child of yours enrol at another MyEd school, here is where you would add them.

From here you can also set up a pin code if you want to make sure your child cannot access MyEd in case it is on a device you allow them access to. To do that simply press Set Up a Pincode and type in a four digit code of your choice before pressing done.

So, there we have it. We've been through MyEd in its entirety and, with any luck, you should be good to go.

